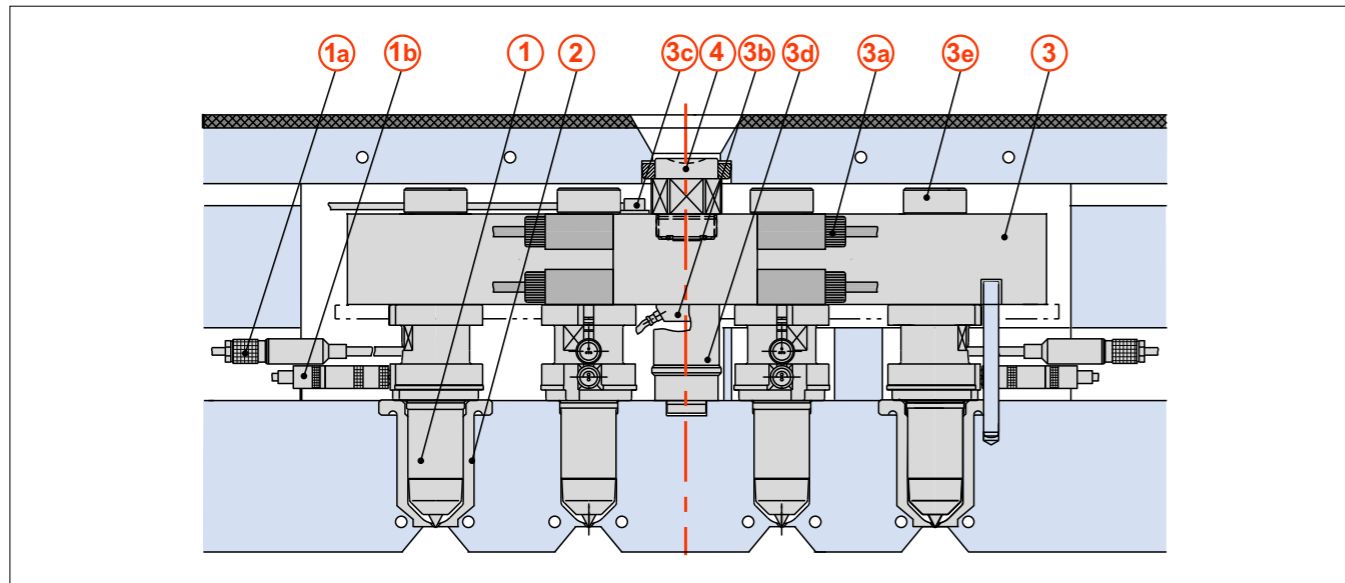


## Assembly with support rail/.....a frame plate



### Signs and symbols:

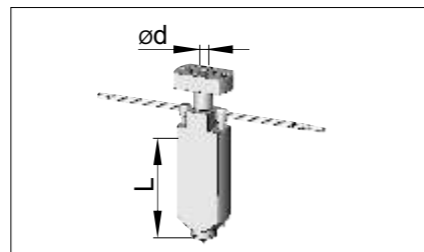
- ① Open nozzle, chapter 2.1
- ①a Power receptacle, chapter 6
- ①b Thermoplug, chapter 6
- ② Gate bushing, chapter 2.2
- ③ Manifold, chapter 3
- ③a Power receptacle, chapter 6
- ③b Surface mounted thermocouple, chapter 6
- ③c PE ground cable, chapter 6
- ③d Support piece, chapter 7
- ③e Pressure pad, chapter 7
- ④ Connecting piece, chapter 5

### ① Open nozzle with tip / with gate without tip

**\_FT** for extremely limited tool space, screwed to the manifold

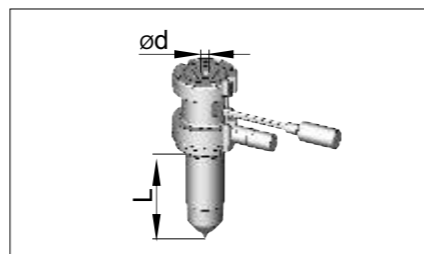
Please indicate the nozzle length in your order.  
Example:  
5SFT90

Order code	Nozzle-ød	Nozzle length L (mm)
4SFT/DFT__	3.8	60, 90, 110
5SFT/DFT__	4.8	60, 90, 110
6SFT/DFT__	6.0	60, 90, 110



**\_HT** screwed to the manifold, with shaft

Order code	Nozzle-ød	Nozzle length L (mm)
4SHT/DHT__	3.8	40 ... 100
5SHT/DHT__	4.8	40 ... 150
6SHT/DHT__	6.0	40 ... 250
8SHT/DHT__	7.5	60 ... 350
10SHT/DHT__	10.0	60 ... 400

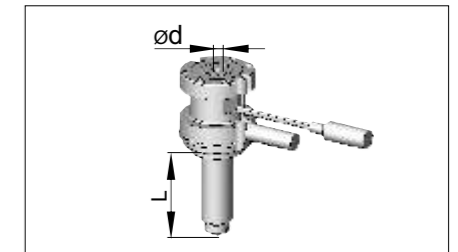


### ① Open nozzle with tip / with gate without tip

**\_LT** for limited tool space, screwed to the manifold, without shaft

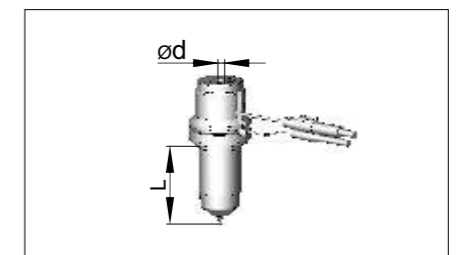
Please indicate the nozzle length in your order.  
Example:  
5SLT100

Order code	Nozzle-ød	Nozzle length L (mm)
4SLT/DLT__	3.8	40 ... 100
5SLT/DLT__	4.8	40 ... 150
6SLT/DLT__	6.0	40 ... 250
8SLT/DLT__	7.5	80 ... 350
10SLT/DLT__	10.0	60 ... 400
12SLT/DLT__	12.0	60 ... 400
16SLT/DLT__	16.0	200 ... 400



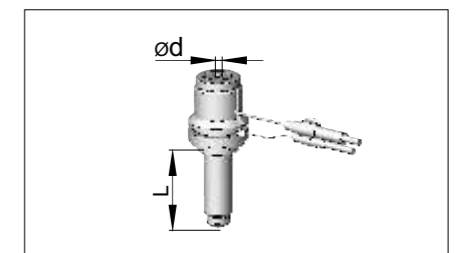
**\_MT** for limited tool space, not screwed to the manifold, without shaft

Order code	Nozzle-ød	Nozzle length L (mm)
4SMT/DMT__	3.8	40 ... 100
5SMT/DMT__	4.8	40 ... 150
5SMTK/DMTK__	4.8	30
6SMT/DMT__	6.0	40 ... 250
8SMT/DMT__	7.5	50 ... 350
10SMT/DMT__	10.0	60 ... 350
12SMT/DMT__	12.0	60 ... 350



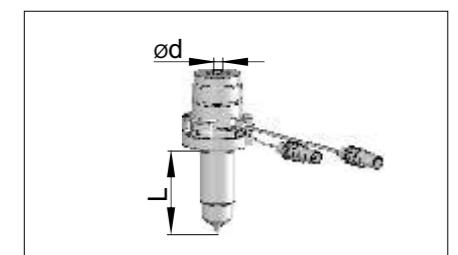
**\_NT** for limited tool space, not screwed to the manifold, without shaft

Order code	Nozzle ød	Nozzle length L (mm)
4SNT/DNT__	3.8	50 ... 100
5SNT/DNT__	4.8	50 ... 100
6SNT/DNT__	6.0	50 ... 100



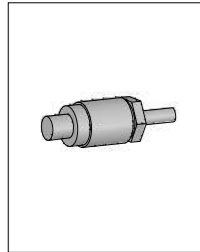
**\_TT** screwed from the parting line, with shaft

Order code	Nozzle ød	Nozzle length L (mm)
4STT/DTT__	3.8	50 ... 120
5STT/DTT__	4.8	50 ... 120
6STT/DTT__	6.0	50 ... 120
8STT/DTT__	7.5	50 ... 350
10STT/DTT__	10.0	60 ... 350
12STT/DTT__	12.0	60 ... 350



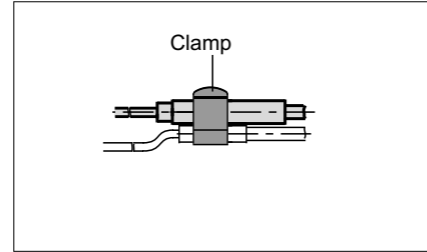


**1a) Power receptacle CMT**  
Nozzle type \_HT, \_LT

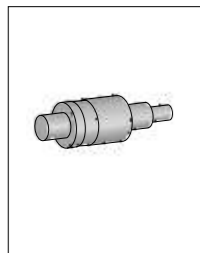


Order code		Cable length (m)
CMT50	FKT50	0.5
CMT100	FKT100	1.0
CMT150	FKT150	1.5
CMT200	FKT200	2.0
CMT250	FKT250	2.5

**Fixed power connection**  
Nozzle type \_FT, \_MT, \_NT, 8-12\_TT

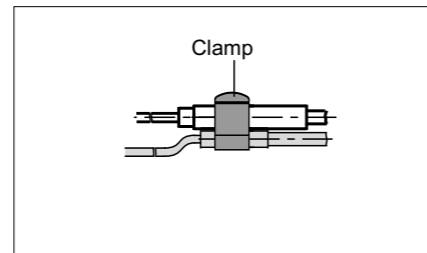


**1b) Thermo plug CMLK**  
Nozzle type \_HT, \_LT, 4-6\_TT

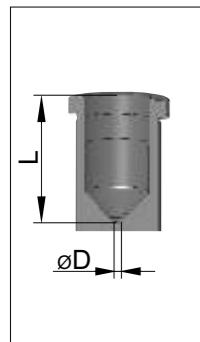


Order code	Cable length (m)
CMLK50	0.5
CMLK100	1.0
CMLK150	1.5
CMLK200	2.0
CMLK250	2.5

**Fixed thermo connection**  
Nozzle type \_FT, \_MT, \_NT, 8-12\_TT



**2) Gate bushing extended**

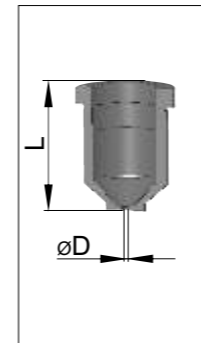


Order code	Nozzle type SHT/DHT	SMT/DMT	STT/DTT	Nozzle length L (mm)
15LA/LC__			4	50 ... 120
18LA/LC__			5	50 ... 120
20LA/LC__	4	4		40 ... 100
22LA/LC__	5	5		40 ... 150
22LA/LC__			6	50 ... 120
26LA/LC__	6			40 ... 250
26LA/LC__		6		40 ... 150, 200 ... 250
26LA/LC__		8	8	50 ... 150, 200 ... 350
32LA/LC__	8	10	10	60 ... 150, 200 ... 350
38LA/LC__	10			60 ... 150, 200 ... 400
38LA/LC__		12	12	60 ... 150, 200 ... 350

Please indicate the nozzle length and gate diameter D in your order.  
**Example:**  
22LA50-1.2



**2) Standard gate bushing**

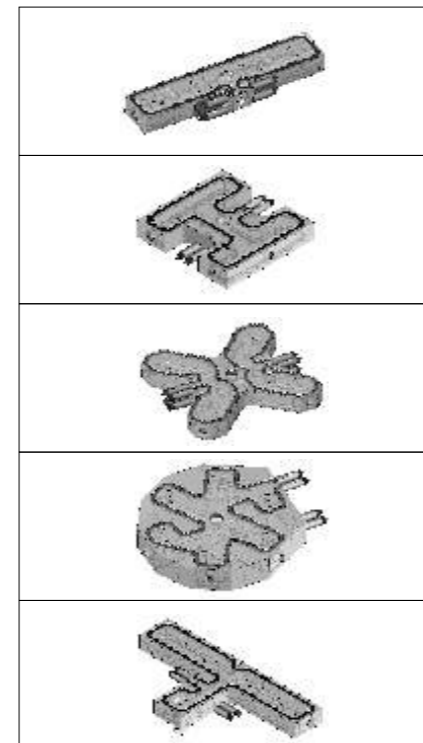


Order code	Nozzle type SHT/DHT	SMT/DMT	STT/DTT	Nozzle length L (mm)
15VA/VC__			4	50 ... 120
18VA/VC__			5	50 ... 120
20VA/VC__	4	4		40 ... 100
22VA/VC__	5	5		40 ... 150
22VA/VC__			6	50 ... 120
26VA/VC__	6			40 ... 250
26VA/VC__		6		40 ... 150, 200 ... 250
26VA/VC__		8	8	50 ... 150, 200 ... 350
32VA/VC__	8	10	10	60 ... 150, 200 ... 350
38VA/VC__	10			60 ... 150, 200 ... 400
38VA/VC__		12	12	60 ... 150, 200 ... 350

Please indicate the nozzle length and gate diameter D in your order.  
**Example:**  
22VA50-1.2



**3) System components of a hot runner system**



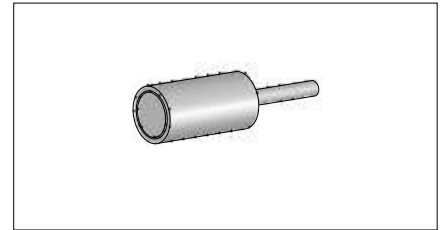
Description	
GCP ... GDP ...	Straight manifold
HCP ... HDP ... HEP ...	H-manifold
KCP ... KDP ... KEP ...	Cross-manifold
SCP ... SDP ... SEP ...	Star-manifold
TCP ... TDP ... TEP ...	T-manifold

Order code, size, dimension and balancing see chapter 3.

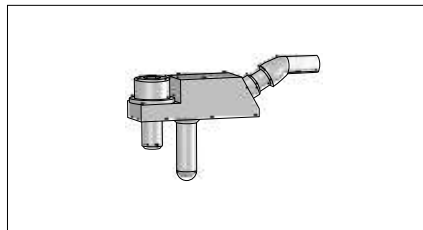


### 3a) Power receptacle CFTV

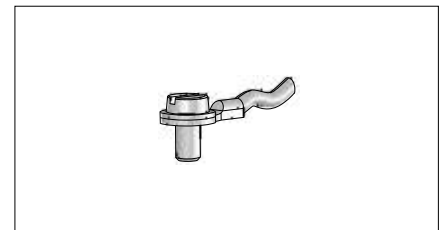
Order code	Cable length (m)
CFTV100H	1.0
CFTV150H	1.5
CFTV200H	2.0
CFTV250H	2.5



### 3b) Surface mounted thermocouple 151HF incl. 1.0 m cable and screw



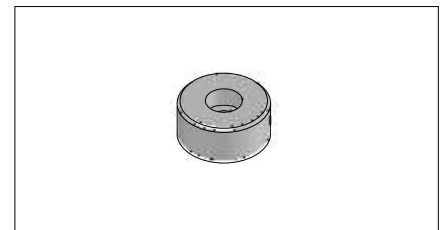
### 3c) PE-ground cable 110.230 incl. 1.0 m cable and screw



### 3d) Support piece 117.786 screws included



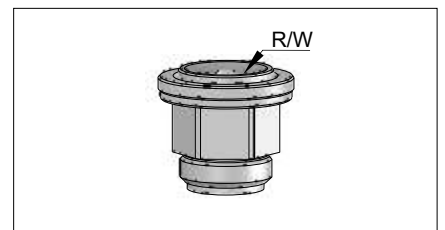
### 3e) Pressure pad 817.250 screws included



### 4) Connecting piece

Please indicate the radius/angle in your order.  
**Example:**  
**AK5/R15**

Order code	Radius/angle	Type
__/G__	Straight	AK3, AK4, AK5, AK6, AK8,
__/R__	R5 ... 60	AS10, AS12, AS14, AS16
__/W__	W90° ... 138°	



HK-S II  
 SET/DET  
 SFT/DFT  
 SHT/DHT  
 SLT/DLT  
 SMT/DMT  
 SNT/DNT  
 STT/DTT